


MODEL V6A - PMB

HORIZONTAL BELT DRIVE (MOTOR LEFT)



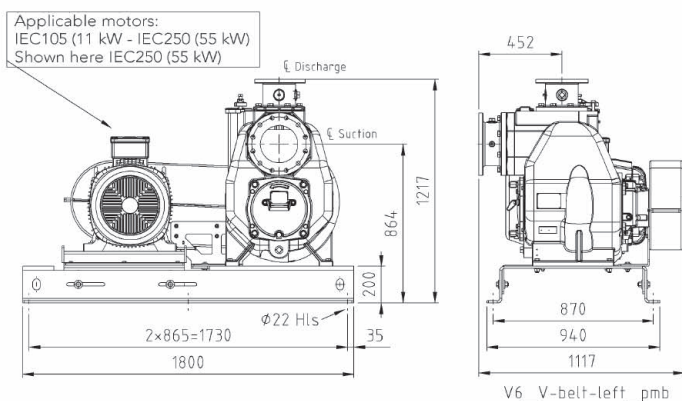
PUMP SPECIFICATIONS

- Size:** 200 mm x 150 mm DIN 2527 (PN16) Flanged.
- Pump Casing:** Gray Iron 30. Maximum Operating Pressure 8,89 Bar.*
- Semi-Open Type, Two Vane Impeller:** Ductile Iron 65-45-12. Handles 76,2 mm Diameter Spherical Solids.
- Impeller Shaft:** Alloy Steel 4150.
- Self-Cleaning Replaceable Wear Plate:** Carbon Steel 1015.
- Shimless Adjustable Cover Plate:** Gray Iron 30.
- Externally Removable Flap Valve:** Neoprene w/ Nylon and Steel Reinforcing.
- Suction Flange/Flap Valve Seat:** Gray Iron 30.
- Bearing Housing:** Gray Iron 30.
- Seal Plate:** Gray Iron 30.
- Shaft Sleeve:** Alloy Steel 4130.
- Seal:** Cartridge Type, Mechanical, Oil-Lubricated, Double Floating, Self-Aligning. Silicon Carbide Rotating and Stationary Faces. Stainless Steel 316 Stationary Seat. Fluorocarbon Elastomers (DuPont Viton® or Equivalent). Stainless Steel 18-8 Cage and Spring. Maximum Temperature of Liquid Pumped, 71°C.*

- Radial Bearing:** Open Single Row Ball.
- Thrust Bearing:** Open Double Row Ball.
- Bearing and Seal Cavity Lubrication:** SAE 30 Non-Detergent Oil.
- Gaskets:** Buna-N, Compressed Synthetic Fibers, Vegetable Fiber, PTFE, Cork, and Rubber.
- O-Rings:** Buna-N.
- Hardware:** Standard Plated Steel. Brass Pressure Relief Valve. Bearing and Seal Cavity Oil Level Sight Gauges.
- Flange kit:** 8" x 6" Metric suct/discharge spoolkit 48213-117

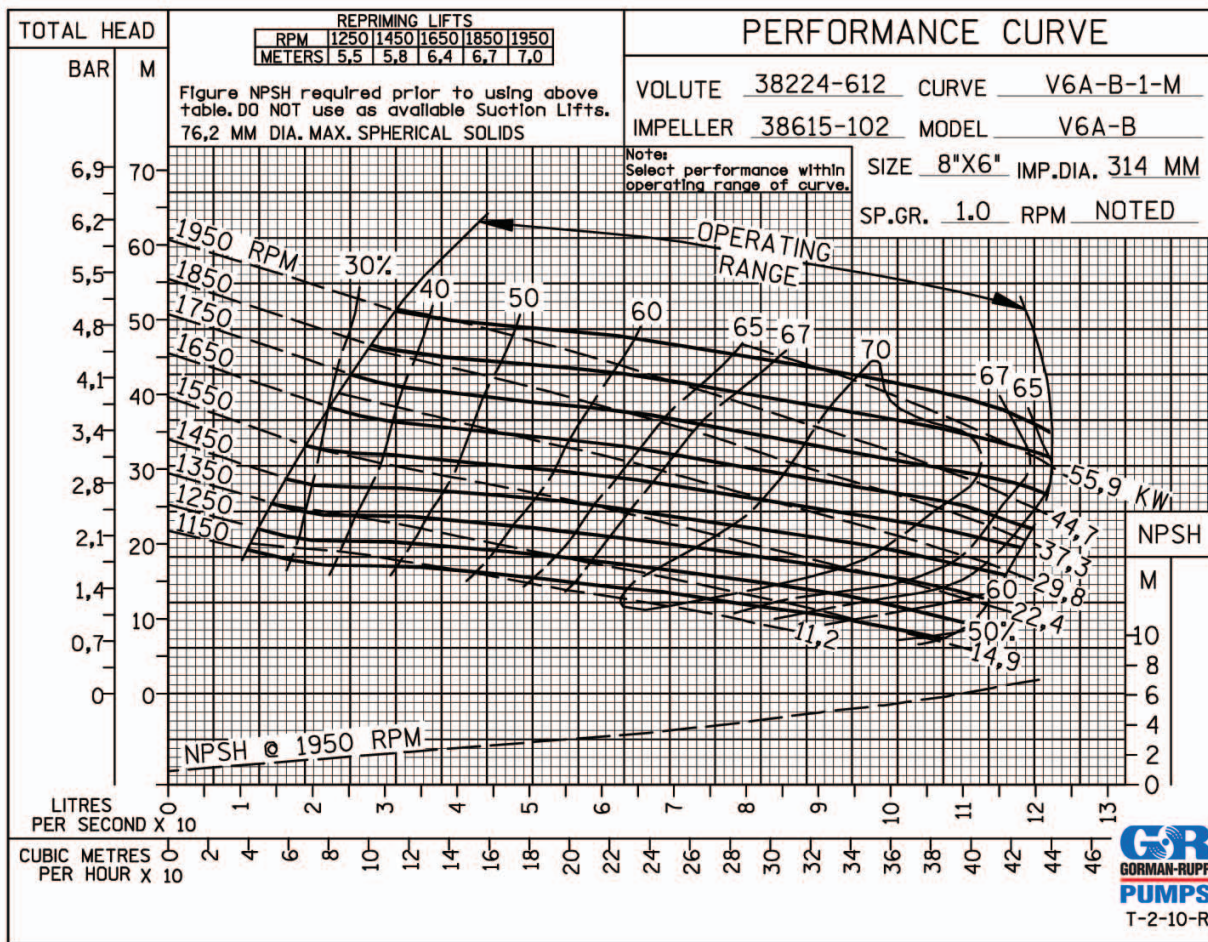
* Consult Gorman-Rupp Europe for applications exceeding maximum pressure and/or temperature indicated.
 ** Refer to The Gorman-Rupp Specification sheet for details on the available pumps. Premium materials subject to a price adder.

MODEL V6A - PMB



Optional Equipment: CD4MCu Stainless Steel/G-R Hard Iron Impeller and Wear Plate. Pump Drain Kit, High Pump Temperature Shutdown Kit, 240V Casing Heater, Suction and Discharge Gauge Kit, Discharge Check Valve, Automatic Air Release Valve.

Specifications and illustrations are subject to change without notice / © Copyright by Gorman-Rupp Europe 2015.



MOTOR DIMENSIONS

W22 - PREMIUM EFFICIENCY			
pole	IV	1500rpm	50Hz
voltage	380V	400V	415V
output (kw)	dimensions w x l x h (mm)	weight (kg)	frame
55	486 x 965 x 655	507	250S/M
45	455 x 886 x 609	420	225S/M
37	455 x 886 x 609	392	225S/M
30	402 x 767 x 517	243	200L
22	360 x 702 x 540	198	180L
15	329 x 642 x 424	145	160L
11	329 x 598 x 424	109	160M

MOTOR SPECIFICATIONS

Standard Features

- Three-phase, multivoltage, IP55, TEFC;
- Premium efficiency - complying with IE3 efficiency levels according to IEC60034-30;
- Number of Poles: 4*
- Mounting: B3T;
- Voltage: 220-240/380-415V / 380-415/660V;
- Class "F" insulation ($\Delta T=80K$);
- Continuous duty: S1;
- Design N;
- WISE® (WEG Insulation System Evolution) insulation system - Suitable for inverter duty applications*;
- Ambient temperature: 40°C, at 1000 m.a.s.l.;

- Squirrel cage rotor / Aluminium die cast;
- V'Ring seal for frames 63 to 200L and for frames 225S/M to 355A/B;
- Stainless steel nameplate AISI 316;
- Metric threaded cable entries on the terminal box;
- Color: RAL 6002 - Green.

*For additional details about Inverter operation, please contact our technical support.

*Special Insulation for voltage above 575V

Optional Available

- Degree of Protection: IP56, IP65, IP66, IPW56, IPW65 or IPW66

UPDATED PMB FRAME

Steel: S235JRG2, powder coated finish.
Zinc plated hardware + nuts.

